

QATAR AIRWAYS GRAND PRIX OF QATAR

Race

Classification after 21 laps = 112.98 km

29

5380 m.

Pos		Rider	Nation	Team	Motorcycle	Total Time	Km/h	Gap
1	25	1 Francesco BAGNAIA	ITA	Ducati Lenovo Team	DUCATI	39'34.869	171.2	
2	20	33 Brad BINDER	RSA	Red Bull KTM Factory Racing	KTM	39'36.198	171.1	1.329
3	16	89 Jorge MARTIN	SPA	Prima Pramac Racing	DUCATI	39'36.802	171.1	1.933
4	13	93 Marc MARQUEZ	SPA	Gresini Racing MotoGP	DUCATI	39'38.298	171.0	3.429
5	11	23 Enea BASTIANINI	ITA	Ducati Lenovo Team	DUCATI	39'40.022	170.8	5.153
6	10	73 Alex MARQUEZ	SPA	Gresini Racing MotoGP	DUCATI	39'41.660	170.7	6.791
7	9	49 Fabio DI GIANNANTONIO	ITA	Pertamina Enduro VR46 Racing T	DUCATI	39'44.030	170.6	9.161
8	8	41 Aleix ESPARGARO	SPA	Aprilia Racing	APRILIA	39'46.111	170.4	11.242
9	7	31 Pedro ACOSTA	SPA	Red Bull GASGAS Tech3	KTM	39'46.464	170.4	11.595
10	6	12 Maverick VIÑALES	SPA	Aprilia Racing	APRILIA	39'48.066	170.3	13.197
11	5	20 Fabio QUARTARARO	FRA	Monster Energy Yamaha MotoGP	YAMAHA	39'52.570	169.9	17.701
12	4	5 Johann ZARCO	FRA	CASTROL Honda LCR	HONDA	39'52.944	169.9	18.075
13	3	36 Joan MIR	SPA	Repsol Honda Team	HONDA	39'53.306	169.9	18.437
14	2	72 Marco BEZZECCHI	ITA	Pertamina Enduro VR46 Racing T	DUCATI	39'54.063	169.8	19.194
15	1	88 Miguel OLIVEIRA	POR	Trackhouse Racing	APRILIA	39'55.586	169.7	20.717
16		42 Alex RINS	SPA	Monster Energy Yamaha MotoGP	YAMAHA	39'58.962	169.5	24.093
17		37 Augusto FERNANDEZ	SPA	Red Bull GASGAS Tech3	KTM	39'58.975	169.5	24.106
18		21 Franco MORBIDELLI	ITA	Prima Pramac Racing	DUCATI	39'59.510	169.5	24.641
19		30 Takaaki NAKAGAMI	JPN	IDEMITSU Honda LCR	HONDA	40'00.425	169.4	25.556
20		10 Luca MARINI	ITA	Repsol Honda Team	HONDA	40'17.291	168.2	42.422
21		43 Jack MILLER	AUS	Red Bull KTM Factory Racing	KTM	40'17.630	168.2	42.761

Not classified

25	Raul FERNANDEZ	SPA	Trackhouse Racing	APRILIA	32'41.033	167.8	4 laps
----	-----------------------	-----	-------------------	---------	------------------	-------	--------

Race condition: Dry

Air: 22°
Humidity: 66%
Ground: 26°

Pole Position:

Fastest Lap (New record):

Best Race Lap:

All Time Lap Record:

	Jorge MARTIN	1'50.789	174.8 Km/h
Lap 2	Pedro ACOSTA	1'52.657	171.9 Km/h
2023	Enea BASTIANINI	1'52.978	171.4 Km/h
2024	Jorge MARTIN	1'50.789	174.8 Km/h

19:35'00

19:59'52

20:02'57

20:05'12

20:08'59

20:09'01 Raul FERNANDEZ

20:11'32

20:13'07 -

20:13'34 **Miguel OLIVEIRA**

20:13'46 Jack MILLER

20:13'54 Jack MILLER

20:20'12 **Miguel OLIVEIRA**

20:44'13 Raul FERNANDEZ

SIGHTING LAP START

WARM UP LAP START

Start delayed

New Race distance: 21 laps

WARM UP LAP START

starting warm up lap from pit lane

RACE START

No jump starts

long lap penalty

crashed out - Rider OK

re-joined race

long lap penalty - COMPLETED

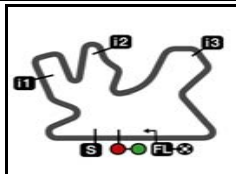
entered pits

The results are provisional until the end of the limit for protest and appeals.

Time limit for protest expires 60' after publication of the results - Time:

These data/results cannot be reproduced, stored and/or transmitted in whole or in part by any manner of electronic, mechanical, photocopying, recording, broadcasting or otherwise now known or herein after developed without the previous express consent by the copyright owner, except for reproduction in daily press and regular printed publications on sale to the public within 60 days of the event related to those data/results and always provided that copyright symbol appears together as follows below.

© DORNA, 2024



5380 m.

QATAR AIRWAYS GRAND PRIX OF QATAR

MotoGP™

World Championship Classification

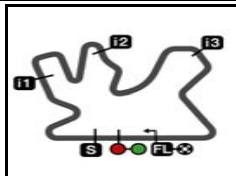
30

Rider	Points	Leader	Prev	QAT	POR	AME	SPA	FRA	CAT	ITA	KAZ	NED	GER	GBR	AUT	ARA	RSM	IND	INA	JPN	AUS	THA	MAL	VAL	
1 BAGNAIA Francesco [ITA]	31			31 6 25																					
2 BINDER Brad [RSA]	29	2	2	29 9 20																					
3 MARTIN Jorge [SPA]	28	3	1	28 12 16																					
4 MARQUEZ Marc [SPA]	18	13	10	18 5 13																					
5 BASTIANINI Enea [ITA]	15	16	3	15 4 11																					
6 ESPARGARO Aleix [SPA]	15	16	0	15 7 8																					
7 MARQUEZ Alex [SPA]	13	18	2	13 3 10																					
8 DI GIANNANTONIO Fabio [ITA]	9	22	4	9 - 9																					
9 ACOSTA Pedro [SPA]	9	22	0	9 2 7																					
10 VIÑALES Maverick [SPA]	7	24	2	7 1 6																					
11 QUARTARARO Fabio [FRA]	5	26	2	5 0 5																					
12 ZARCO Johann [FRA]	4	27	1	4 0 4																					

These data/results cannot be reproduced, stored and/or transmitted in whole or in part by any manner of electronic, mechanical, photocopying, recording, broadcasting or otherwise now known or herein after developed without the previous express consent by the copyright owner, except for reproduction in daily press and regular printed publications on sale to the public within 60 days of the event related to those data/results and always provided that copyright symbol appears together as follows below.
© DORNA, 2024

Official MotoGP Timing by 
www.motogp.com





5380 m.

QATAR AIRWAYS GRAND PRIX OF QATAR

MotoGP™

30

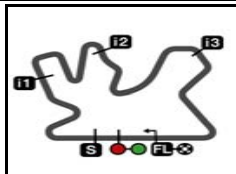
World Championship Classification

Rider	Points	Leader	Prev	QAT	POR	AME	SPA	FRA	CAT	ITA	KAZ	NED	GER	GBR	AUT	ARA	RSM	IND	INA	JPN	AUS	THA	MAL	VAL	
13 MIR Joan [SPA]	3	28	1	3 0 3																					
14 BEZZECCHI Marco [ITA]	2	29	1	2 0 2																					
15 OLIVEIRA Miguel [POR]	1	30	1	1 0 1																					
16 RINS Alex [SPA]	0	31	1	0 0 0																					
17 FERNANDEZ Augusto [SPA]	0	31	0	0 0 0																					
18 MORBIDELLI Franco [ITA]	0	31	0	0 0 0																					
19 NAKAGAMI Takaaki [JPN]	0	31	0	0 0 0																					
20 MARINI Luca [ITA]	0	31	0	0 0 0																					
21 MILLER Jack [AUS]	0	31	0	0 0 0																					
22 FERNANDEZ Raul [SPA]	0	31	0	0 0																					

These data/results cannot be reproduced, stored and/or transmitted in whole or in part by any manner of electronic, mechanical, photocopying, recording, broadcasting or otherwise now known or herein after developed without the previous express consent by the copyright owner, except for reproduction in daily press and regular printed publications on sale to the public within 60 days of the event related to those data/results and always provided that copyright symbol appears together as follows below.
© DORNA, 2024

Official MotoGP Timing by 
www.motogp.com





5380 m.

QATAR AIRWAYS GRAND PRIX OF QATAR

MotoGP™

30

World Championship Classification

Constructor	<i>Points</i>	<i>Leader Previous</i>		QAT	POR	AME	SPA	FRA	CAT	ITA	KAZ	NED	GER	GBR	AUT	ARA	RSM	IND	INA	JPN	AUS	THA	MAL	VAL	
1 DUCATI	37			37																					
2 KTM	29	8	8	29																					
3 APRILIA	15	22	14	15																					
4 YAMAHA	5	32	10	5																					
5 HONDA	4	33	1	4																					

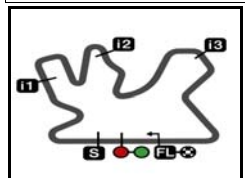
Team	<i>Points</i>	<i>Leader Previous</i>		QAT	POR	AME	SPA	FRA	CAT	ITA	KAZ	NED	GER	GBR	AUT	ARA	RSM	IND	INA	JPN	AUS	THA	MAL	VAL	
1 DUCATI LENOVO TEAM	46			46																					
2 GRESINI RACING MOTOGP	31	15	15	31																					
3 RED BULL KTM FACTORY RACING	29	17	2	29																					
4 PRIMA PRAMAC RACING	28	18	1	28																					
5 APRILIA RACING	22	24	6	22																					
6 PERTAMINA ENDURO VR46 RACING TE	11	35	11	11																					
7 RED BULL GASGAS TECH3	9	37	2	9																					
8 MONSTER ENERGY YAMAHA MOTOGP	5	41	4	5																					
9 LCR HONDA	4	42	1	4																					
10 REPSOL HONDA TEAM	3	43	1	3																					
11 TRACKHOUSE RACING	1	45	2	1																					

These data/results cannot be reproduced, stored and/or transmitted in whole or in part by any manner of electronic, mechanical, photocopying, recording, broadcasting or otherwise now known or herein after developed without the previous express consent by the copyright owner, except for reproduction in daily press and regular printed publications on sale to the public within 60 days of the event related to those data/results and always provided that copyright symbol appears together as follows below.
© DORNA, 2024

Official MotoGP Timing by 
www.motogp.com



Doha, Sunday, March 10, 2024



QATAR AIRWAYS GRAND PRIX OF QATAR

Race

Lap Chart

5380 m.

31

Pos	1	2	3	4	5	6	7	8	9	10	11	12	13	14	15	16	17	18	19	20	21	22
Grid	89	41	23	33	①	93	49	31	73	12	43	25	5	88	72	20	36	37	30	42	10	21



1	①	89	33	93	23	49	73	43	41	31	20	12	36	5	88	37	72	42	10	25	21	30	
2	①	33	89	93	23	73	31	49	41	20	12	36	5	72	88	37	42	25	21	30	10	43	
3	①	33	89	93	73	31	23	49	41	20	36	5	12	72	88	42	37	25	21	30	10	43	
4	①	89	33	93	73	31	23	49	41	20	36	12	5	72	88	42	37	25	21	30	10	43	
5	①	89	33	93	31	73	23	49	41	20	12	36	5	72	42	37	25	21	88	30	10	43	
6	①	89	33	93	31	73	23	49	41	20	12	36	5	42	37	72	25	21	88	30	10	43	
7	①	89	33	93	31	73	23	49	41	20	12	36	5	42	37	72	25	21	88	30	10	43	
8	①	33	89	93	31	73	23	49	41	12	20	36	5	42	37	72	25	21	88	30	10	43	
9	①	33	89	93	31	73	23	49	41	12	20	36	5	42	37	72	25	88	21	30	10	43	
10	①	89	33	93	31	73	23	49	41	12	20	36	5	42	37	72	25	88	21	30	43	10	
L	11	①	33	89	93	31	73	23	49	41	12	20	36	42	5	37	72	25	88	21	30	43	10
a	12	①	33	89	31	93	73	23	49	41	12	20	36	42	5	37	72	25	88	21	30	43	10
P	13	①	33	89	31	93	73	23	49	41	12	20	36	42	5	37	72	25	88	21	30	43	10
S	14	①	33	89	93	31	73	23	49	41	12	20	36	42	5	37	72	25	88	21	30	43	10
	15	①	33	89	93	73	31	23	49	41	12	36	20	42	5	72	37	88	25	21	30	43	10
	16	①	33	89	93	73	23	31	49	41	12	36	20	42	5	72	37	88	21	30	25	43	10
	17	①	33	89	93	73	23	31	49	41	12	36	20	42	5	72	37	88	21	30	43	10	25
	18	①	33	89	93	73	23	31	49	41	12	36	20	5	72	42	37	88	21	30	10	43	
	19	①	33	89	93	73	23	49	31	41	12	36	20	5	72	42	88	37	21	30	10	43	
	20	①	33	89	93	23	73	49	41	31	12	20	36	5	72	88	37	42	21	30	10	43	
	21	①	33	89	93	23	73	49	41	31	12	20	5	36	72	88	42	37	21	30	10	43	

○ Winner □ Lapped rider

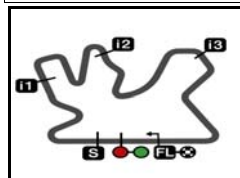
These data/results cannot be reproduced, stored and/or transmitted in whole or in part by any manner of electronic, mechanical, photocopying, recording, broadcasting or otherwise now known or herein after developed without the previous express consent by the copyright owner, except for reproduction in daily press and regular printed publications on sale to the public within 60 days of the event related to those data/results and always provided that copyright symbol appears together as follows below.

© DORNA, 2024

Official MotoGP Timing by TISSOT
www.motogp.com



Doha, Sunday, March 10, 2024




5380 m.

QATAR AIRWAYS GRAND PRIX OF QATAR

Race

Fastest Lap of Each Rider

32

	Rider	Nation	Team	Motorcycle	Time	Lap Total	Gap
1	31 Pedro ACOSTA	SPA	Red Bull GASGAS Tech3	KTM	1'52.657	2 21	
2	1 Francesco BAGNAIA	ITA	Ducati Lenovo Team	DUCATI	1'52.667	9 21	0.010 0.010
3	33 Brad BINDER	RSA	Red Bull KTM Factory Racing	KTM	1'52.729	7 21	0.072 0.062
4	89 Jorge MARTIN	SPA	Prima Pramac Racing	DUCATI	1'52.742	20 21	0.085 0.013
5	93 Marc MARQUEZ	SPA	Gresini Racing MotoGP	DUCATI	1'52.773	7 21	0.116 0.031
6	73 Alex MARQUEZ	SPA	Gresini Racing MotoGP	DUCATI	1'52.811	2 21	0.154 0.038
7	41 Aleix ESPARGARO	SPA	Aprilia Racing	APRILIA	1'52.887	10 21	0.230 0.076
8	23 Enea BASTIANINI	ITA	Ducati Lenovo Team	DUCATI	1'52.890	7 21	0.233 0.003
9	49 Fabio DI GIANNANTONIO	ITA	Pertamina Enduro VR46 Racing Tea	DUCATI	1'52.909	7 21	0.252 0.019
10	12 Maverick VIÑALES	SPA	Aprilia Racing	APRILIA	1'52.932	11 21	0.275 0.023
11	37 Augusto FERNANDEZ	SPA	Red Bull GASGAS Tech3	KTM	1'53.214	7 21	0.557 0.282
12	42 Alex RINS	SPA	Monster Energy Yamaha MotoGP T	YAMAHA	1'53.270	3 21	0.613 0.056
13	72 Marco BEZZECCHI	ITA	Pertamina Enduro VR46 Racing Tea	DUCATI	1'53.342	17 21	0.685 0.072
14	88 Miguel OLIVEIRA	POR	Trackhouse Racing	APRILIA	1'53.401	16 21	0.744 0.059
15	5 Johann ZARCO	FRA	CASTROL Honda LCR	HONDA	1'53.410	9 21	0.753 0.009
16	36 Joan MIR	SPA	Repsol Honda Team	HONDA	1'53.457	3 21	0.800 0.047
17	20 Fabio QUARTARARO	FRA	Monster Energy Yamaha MotoGP T	YAMAHA	1'53.468	2 21	0.811 0.011
18	21 Franco MORBIDELLI	ITA	Prima Pramac Racing	DUCATI	1'53.630	4 21	0.973 0.162
19	25 Raul FERNANDEZ	SPA	Trackhouse Racing	APRILIA	1'53.638	8 17	0.981 0.008
20	30 Takaaki NAKAGAMI	JPN	IDEMITSU Honda LCR	HONDA	1'53.704	11 21	1.047 0.066
21	43 Jack MILLER	AUS	Red Bull KTM Factory Racing	KTM	1'53.927	6 21	1.270 0.223
22	10 Luca MARINI	ITA	Repsol Honda Team	HONDA	1'54.306	16 21	1.649 0.379

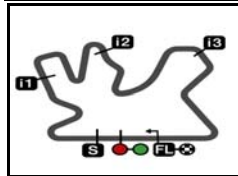
These data/results cannot be reproduced, stored and/or transmitted in whole or in part by any manner of electronic, mechanical, photocopying, recording, broadcasting or otherwise now known or herein after developed without the previous express consent by the copyright owner, except for reproduction in daily press and regular printed publications on sale to the public within 60 days of the event related to those data/results and always provided that copyright symbol appears together as follows below.

© DORNA, 2024

Official MotoGP Timing by TISSOT
www.motogp.com

Doha, Sunday, March 10, 2024





5380 m.

QATAR AIRWAYS GRAND PRIX OF QATAR

After the Race

Event Best Maximum Speed

33



Rider	Nation Team	Motorcycle	Km/h
43 Jack MILLER	AUS Red Bull KTM Factory Racing	KTM	360.0 Sprint
33 Brad BINDER	RSA Red Bull KTM Factory Racing	KTM	358.8 Warm Up
23 Enea BASTIANINI	ITA Ducati Lenovo Team	DUCATI	357.6 Race
31 Pedro ACOSTA	SPA Red Bull GASGAS Tech3	KTM	357.6 Race
12 Maverick VIÑALES	SPA Aprilia Racing	APRILIA	356.4 Race
72 Marco BEZZECCHI	ITA Pertamina Enduro VR46 Racing T	DUCATI	356.4 Race
41 Aleix ESPARGARO	SPA Aprilia Racing	APRILIA	356.4 Race
93 Marc MARQUEZ	SPA Gresini Racing MotoGP	DUCATI	356.4 Sprint
1 Francesco BAGNAIA	ITA Ducati Lenovo Team	DUCATI	356.4 Warm Up
10 Luca MARINI	ITA Repsol Honda Team	HONDA	355.2 Race
20 Fabio QUARTARARO	FRA Monster Energy Yamaha MotoGP	YAMAHA	355.2 Warm Up
25 Raul FERNANDEZ	SPA Trackhouse Racing	APRILIA	355.2 Sprint
36 Joan MIR	SPA Repsol Honda Team	HONDA	355.2 Race
42 Alex RINS	SPA Monster Energy Yamaha MotoGP	YAMAHA	355.2 Warm Up
49 Fabio DI GIANNANTONIO	ITA Pertamina Enduro VR46 Racing T	DUCATI	355.2 Race
5 Johann ZARCO	FRA CASTROL Honda LCR	HONDA	355.2 Sprint
21 Franco MORBIDELLI	ITA Prima Pramac Racing	DUCATI	354.0 Race
88 Miguel OLIVEIRA	POR Trackhouse Racing	APRILIA	354.0 Sprint
89 Jorge MARTIN	SPA Prima Pramac Racing	DUCATI	354.0 Race
37 Augusto FERNANDEZ	SPA Red Bull GASGAS Tech3	KTM	354.0 Warm Up
30 Takaaki NAKAGAMI	JPN IDEMITSU Honda LCR	HONDA	350.6 Race
73 Alex MARQUEZ	SPA Gresini Racing MotoGP	DUCATI	349.5 Race

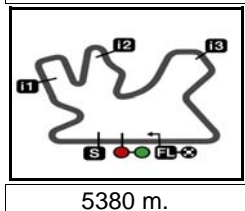
These data/results cannot be reproduced, stored and/or transmitted in whole or in part by any manner of electronic, mechanical, photocopying, recording, broadcasting or otherwise now known or herein after developed without the previous express consent by the copyright owner, except for reproduction in daily press and regular printed publications on sale to the public within 60 days of the event related to those data/results and always provided that copyright symbol appears together as follows below.

© DORNA, 2024

Official MotoGP Timing by TISSOT
www.motogp.com



Doha, Sunday, March 10, 2024



QATAR AIRWAYS GRAND PRIX OF QATAR
Race
Chronological Analysis of Performances

34

* Lap / Sector time cancelled T1 Time from finish line to 1st intermediate T3 Time from 2nd intermed. to 3rd intermed.
P Crossing the finish line in pit lane T2 Time from 1st intermed. to 2nd intermed. T4 Time from 3rd intermediate to finish line
**Tyre data subject to further updates

Lap	Lap Time	T1	T2	T3	T4	Speed	Lap	Lap Time	T1	T2	T3	T4	Speed	
1st	1	Francesco BAGNAIA DUCATI ITA					14	1'52.805	27.762	30.252	27.045	27.746	350.6	
		Ducati Lenovo Team					15	1'53.052	27.874	30.286	27.161	27.731	350.6	
	Runs=1 Total laps=21 Full laps=20 Valid laps=20					16	1'53.148	27.895	30.334	27.150	27.769	350.6		
	Run # 1	<i>Front Tyre</i>		<i>Slick-Medium</i>		<i>Rear Tyre</i>		<i>Slick-Medium</i>						
		New Tyre		New Tyre										
	1	1'54.967	29.522	30.419	27.155	27.871	207.2	17	1'53.200	27.831	30.428	27.178	27.763	350.6
	2	1'53.169	27.896	30.377	27.144	27.752	342.8	18	1'52.959	27.877	30.292	27.059	27.731	351.7
	3	1'53.170	28.027	30.247	27.142	27.754	340.6	19	1'53.032	27.850	30.322	27.076	27.784	349.5
	4	1'52.956	27.905	30.274	27.126	27.651	341.7	20	1'53.559	27.944	30.428	27.258	27.929	350.6
	5	1'52.812	27.851	30.213	27.070	27.678	342.8	21	1'53.146	27.850	30.358	27.102	27.836	349.5
	6	1'52.832	27.918	30.268	27.055	27.591	342.8							
	7	1'52.779	27.843	30.203	27.063	27.670	345.0							
	8	1'53.009	27.900	30.270	27.121	27.718	346.1							
	9	1'52.667	27.848	30.181	27.004	27.634	345.0							
	10	1'52.967	27.782	30.295	27.121	27.769	346.1							
	11	1'52.996	27.851	30.270	27.139	27.736	347.2							
	12	1'52.871	27.839	30.268	27.102	27.662	347.2							
	13	1'53.163	27.910	30.429	27.119	27.705	346.1							
	14	1'52.793	27.774	30.231	27.136	27.652	347.2							
	15	1'53.051	27.879	30.319	27.187	27.666	347.2							
	16	1'53.057	27.896	30.315	27.209	27.637	346.1							
17	1'53.137	27.845	30.376	27.246	27.670	346.1								
18	1'53.100	27.916	30.390	27.145	27.649	346.1								
19	1'52.893	27.844	30.262	27.102	27.685	346.1								
20	1'53.153	27.852	30.309	27.191	27.801	346.1								
21	1'53.327	27.875	30.350	27.268	27.834	346.1								
3rd	89	Jorge MARTIN DUCATI SPA												
		Prima Pramac Racing												
	Runs=1 Total laps=21 Full laps=20 Valid laps=20													
	Run # 1	<i>Front Tyre</i>		<i>Slick-Medium</i>		<i>Rear Tyre</i>		<i>Slick-Medium</i>						
		New Tyre		New Tyre										
	1	1'55.152	29.496	30.705	27.235	27.716	199.6							
	2	1'53.333	28.121	30.411	27.180	27.621	349.5							
	3	1'53.290	28.005	30.389	27.075	27.821	349.5							
	4	1'52.814	27.826	30.335	26.994	27.659	350.6							
	5	1'52.917	27.852	30.247	27.104	27.714	349.5							
	6	1'52.922	27.743	30.363	27.153	27.663	348.3							
	7	1'52.805	27.684	30.270	27.153	27.698	347.2							
	8	1'53.128	27.916	30.430	27.029	27.753	350.6							
	9	1'53.118	27.748	30.393	27.181	27.796	349.5							
	10	1'52.898	27.724	30.300	27.140	27.734	354.0							
	11	1'53.385	28.155	30.412	27.134	27.684	347.2							
	12	1'53.182	27.800	30.371	27.170	27.841	352.9							
	13	1'53.068	27.736	30.337	27.203	27.792	351.7							
	14	1'53.260	27.906	30.365	27.176	27.813	354.0							
	15	1'53.075	27.739	30.394	27.234	27.708	351.7							
	16	1'53.044	27.947	30.345	27.083	27.669	352.9							
17	1'53.052	27.764	30.364	27.217	27.707	351.7								
18	1'53.082	27.742	30.380	27.170	27.790	351.7								
19	1'53.020	27.805	30.328	27.171	27.716	351.7								
20	1'52.742	27.656	30.326	27.062	27.698	351.7								
21	1'53.515	27.850	30.544	27.202	27.919	351.7								
4th	93	Marc MARQUEZ DUCATI SPA												
		Gresini Racing MotoGP												
	Runs=1 Total laps=21 Full laps=20 Valid laps=20													
	Run # 1	<i>Front Tyre</i>		<i>Slick-Medium</i>		<i>Rear Tyre</i>		<i>Slick-Medium</i>						
		New Tyre		New Tyre										
	1	1'55.378	29.873	30.739	27.117	27.649	207.2							
	2	1'53.403	27.998	30.461	27.125	27.819	355.2							
	3	1'53.148	27.943	30.404	26.998	27.803	354.0							
	4	1'52.932	27.878	30.516	26.921	27.617	354.0							
	5	1'53.102	27.931	30.464	26.937	27.770	355.2							

Fastest Lap: Pedro ACOSTA Red Bull GASGAS Te SPA **1'52.657** 27.924 30.230 26.843 27.660

These data/results cannot be reproduced, stored and/or transmitted in whole or in part by any manner of electronic, mechanical, photocopying, recording, broadcasting or otherwise now known or herein after developed without the previous express consent by the copyright owner, except for reproduction in daily press and regular printed publications on sale to the public within 60 days of the event related to those data/results and always provided that copyright symbol appears together as follows below.
© DORNA, 2024



Race

MotoGP

Lap	Lap Time	T1	T2	T3	T4	Speed	Lap	Lap Time	T1	T2	T3	T4	Speed
18	1'55.268	27.961	31.009	27.450	28.848	354.0	20	1'54.063	28.045	30.698	27.375	27.945	349.5
19	1'54.971	28.230	30.974	27.556	28.211	347.2	21	1'54.169	27.986	30.891	27.314	27.978	349.5
20	1'55.433	28.248	30.830	27.462	28.893	345.0							
21	1'55.345	28.187	30.893	27.514	28.751	351.7							

17th 37 **Augusto FERNANDEZ** KTM SPA
Red Bull GASGAS Tech3
Runs=1 Total laps=21 Full laps=20 Valid laps=20

Run #	1	Front Tyre	Slick-Medium	Rear Tyre	Slick-Medium	Speed
		New Tyre	New Tyre			
1	1'58.285	31.194	31.407	27.635	28.049	222.2
2	1'54.157	28.271	30.974	27.091	27.821	352.9
3	1'53.623	27.999	30.701	27.124	27.799	348.3
4	1'53.816	28.054	30.568	27.261	27.933	348.3
5	1'53.549	28.010	30.697	<u>27.062</u>	<u>27.780</u>	351.7
6	1'54.230	28.097	30.679	27.481	27.973	342.8
7	1'53.214	27.955	<u>30.356</u>	27.071	27.832	350.6
8	1'53.531	27.959	30.567	27.130	27.875	351.7
9	1'53.602	27.973	30.589	27.154	27.886	351.7
10	1'53.541	28.006	30.491	27.131	27.913	<u>354.0</u>
11	1'53.945	28.263	30.548	27.247	27.887	354.0
12	1'53.584	27.973	30.472	27.181	27.958	351.7
13	1'53.606	<u>27.950</u>	30.578	27.189	27.889	354.0
14	1'54.414	28.043	30.571	27.606	28.194	354.0
15	1'54.952	29.155	30.663	27.253	27.881	350.6
16	1'53.884	28.134	30.582	27.212	27.956	350.6
17	1'54.012	28.096	30.635	27.309	27.972	351.7
18	1'54.448	28.204	30.777	27.413	28.054	348.3
19	1'54.320	28.257	30.623	27.298	28.142	334.3
20	1'54.805	28.162	30.631	27.348	28.664	350.6
21	1'55.457	28.493	30.824	27.539	28.601	348.3

19th 30 **Takaaki NAKAGAMI** HONDA JPN
IDEMITSU Honda LCR
Runs=1 Total laps=21 Full laps=20 Valid laps=20

Run #	1	Front Tyre	Slick-Soft	Rear Tyre	Slick-Medium	Speed
		New Tyre	New Tyre			
1	1'59.502	31.541	31.629	28.090	28.242	223.1
2	1'54.869	28.508	30.714	27.689	27.958	343.9
3	1'53.993	28.126	30.522	27.410	27.935	<u>350.6</u>
4	1'53.753	28.068	30.511	27.301	27.873	348.3
5	1'54.254	28.138	30.682	27.457	27.977	348.3
6	1'53.960	28.171	30.627	<u>27.294</u>	27.868	349.5
7	1'54.082	28.184	30.677	27.361	27.860	349.5
8	1'53.895	28.083	<u>30.502</u>	27.393	27.917	348.3
9	1'54.004	28.160	30.640	27.346	27.858	347.2
10	1'53.892	27.968	30.663	27.356	27.905	349.5
11	1'53.704	<u>27.953</u>	30.540	27.323	27.888	348.3
12	1'54.016	28.020	30.706	27.394	27.896	349.5
13	1'54.015	28.098	30.627	27.363	27.927	348.3
14	1'53.930	27.974	30.614	27.415	27.927	348.3
15	1'54.052	27.976	30.691	27.487	27.898	347.2
16	1'54.156	28.027	30.572	27.551	28.006	349.5
17	1'54.177	28.141	30.580	27.485	27.971	347.2
18	1'54.060	28.159	30.597	27.388	27.916	347.2
19	1'54.077	28.078	30.631	27.426	27.942	348.3
20	1'54.081	28.097	30.645	27.470	27.869	347.2
21	1'53.953	28.071	30.631	27.402	<u>27.849</u>	347.2

20th 10 **Luca MARINI** HONDA ITA
Repsol Honda Team
Runs=1 Total laps=21 Full laps=20 Valid laps=20

Run #	1	Front Tyre	Slick-Medium	Rear Tyre	Slick-Medium	Speed
		New Tyre	New Tyre			
1	1'59.044	31.286	31.451	28.086	28.221	230.7
2	1'56.739	29.678	31.134	27.815	28.112	<u>355.2</u>
3	1'55.591	28.399	31.277	27.731	28.184	349.5
4	1'55.273	28.406	30.940	27.769	28.158	345.0
5	1'55.072	28.368	30.873	27.752	28.079	343.9
6	1'55.061	28.290	30.921	27.649	28.201	343.9
7	1'54.860	28.238	30.860	27.668	28.094	342.8
8	1'55.033	28.287	30.860	27.744	28.142	342.8
9	1'55.045	28.310	30.908	27.671	28.156	342.8
10	1'54.685	28.345	30.748	27.552	28.040	340.6
11	1'54.450	28.059	30.662	27.514	28.215	350.6
12	1'54.668	28.147	30.770	27.579	28.172	350.6
13	1'54.726	28.123	30.926	27.552	28.125	347.2
14	1'54.545	28.092	30.864	27.522	28.067	342.8
15	1'54.338	28.202	<u>30.618</u>	27.506	28.012	340.6
16	1'54.306	<u>28.042</u>	30.688	27.471	28.105	346.1
17	1'54.691	28.688	30.873	<u>27.335</u>	<u>27.795</u>	347.2
18	1'54.772	28.118	30.721	27.691	28.242	347.2
19	1'54.371	28.076	30.709	27.552	28.034	343.9
20	1'54.866	28.200	30.814	27.737	28.115	340.6
21	1'55.155	28.264	30.665	27.695	28.531	341.7

Fastest Lap: Pedro ACOSTA Red Bull GASGAS Te SPA **1'52.657** 27.924 30.230 26.843 27.660

These data/results cannot be reproduced, stored and/or transmitted in whole or in part by any manner of electronic, mechanical, photocopying, recording, broadcasting or otherwise now known or herein after developed without the previous express consent by the copyright owner, except for reproduction in daily press and regular printed publications on sale to the public within 60 days of the event related to those data/results and always provided that copyright symbol appears together as follows below.
© DORNA, 2024

Lap	Lap Time	T1	T2	T3	T4	Speed	Lap	Lap Time	T1	T2	T3	T4	Speed
-----	----------	----	----	----	----	-------	-----	----------	----	----	----	----	-------

21st 43 Jack MILLER KTM AUS
 Red Bull KTM Factory Racing
 Runs=1 Total laps=21 Full laps=20 Valid laps=20

Run #	1	Front Tyre	Slick-Medium	Rear Tyre	Slick-Medium	Speed
		New Tyre		New Tyre		
1	1'56.414	29.956	31.042	27.221	28.195	215.5
2	2'06.226	39.843	30.782	27.490	28.111	349.5
3	1'54.284	28.095	30.609	27.526	28.054	347.2
4	1'54.433	28.108	30.730	27.458	28.137	348.3
5	1'54.056	27.987	30.493	27.534	28.042	348.3
6	1'53.927	27.977	30.512	27.448	27.990	348.3
7	1'54.244	28.084	30.715	27.408	28.037	348.3
8	1'54.127	27.963	30.682	27.427	28.055	348.3
9	1'54.142	28.007	30.639	27.480	28.016	349.5
10	1'54.421	28.103	30.685	27.523	28.110	351.7
11	1'54.454	28.044	30.641	27.562	28.207	348.3
12	1'54.611	28.072	30.739	27.666	28.134	348.3
13	1'54.744	28.070	31.023	27.557	28.094	348.3
14	1'54.556	28.032	30.804	27.582	28.138	348.3
15	1'54.303	28.032	30.633	27.552	28.086	347.2
16	1'54.441	28.047	30.637	27.528	28.229	347.2
17	1'54.558	28.201	30.692	27.545	28.120	351.7
18	1'55.124	28.171	30.722	27.729	28.502	347.2
19	1'54.684	28.211	30.852	27.535	28.086	351.7
20	1'54.645	28.082	30.795	27.577	28.191	349.5
21	1'55.236	28.186	30.826	27.489	28.735	350.6

22nd 25 Raul FERNANDEZ APRILIA SPA
 Trackhouse Racing
 Runs=1 Total laps=17 Full laps=15 Valid laps=15

Run #	1	Front Tyre	Slick-Medium	Rear Tyre	Slick-Medium	Speed
		5 Laps at start		5 Laps at start		
1	1'59.184	31.587	31.675	27.714	28.208	231.2
2	1'53.890	28.088	30.555	27.287	27.960	355.2
3	1'53.675	28.136	30.493	27.115	27.931	349.5
4	1'53.667	28.061	30.425	27.241	27.940	350.6
5	1'53.649	28.053	30.517	27.171	27.908	354.0
6	1'53.966	28.059	30.605	27.225	28.077	352.9
7	1'54.085	28.056	30.697	27.266	28.066	354.0
8	1'53.638	28.124	30.461	27.123	27.930	351.7
9	1'53.825	27.928	30.677	27.194	28.026	354.0
10	1'53.845	28.082	30.574	27.165	28.024	352.9
11	1'53.742	27.933	30.676	27.128	28.005	352.9
12	1'53.723	27.941	30.601	27.185	27.996	352.9
13	1'54.338	28.004	30.798	27.301	28.235	352.9
14	1'54.390	28.209	30.618	27.321	28.242	350.6
15	1'54.453	28.287	30.781	27.217	28.168	351.7
16	1'56.032	28.282	31.467	27.829	28.454	352.9
17	2'10.931 P	29.268	32.904	28.523	40.236	350.6

Fastest Lap: Pedro ACOSTA Red Bull GASGAS Te SPA **1'52.657** 27.924 30.230 26.843 27.660

These data/results cannot be reproduced, stored and/or transmitted in whole or in part by any manner of electronic, mechanical, photocopying, recording, broadcasting or otherwise now known or herein after developed without the previous express consent by the copyright owner, except for reproduction in daily press and regular printed publications on sale to the public within 60 days of the event related to those data/results and always provided that copyright symbol appears together as follows below.
 © DORNA, 2024

Num Lap Time Gap

20	1'53.794	11.151	41	1'53.328	6.239	31	1'54.428	8.300
36	1'53.755	11.292	12	1'53.274	7.823	41	1'54.265	8.505
42	1'53.671	11.736	36	1'54.019	13.837	12	1'53.924	10.515
5	1'53.662	11.899	20	1'54.087	14.185	36	1'54.127	16.999
37	1'53.606	12.325	42	1'54.043	14.453	20	1'54.015	17.038
72	1'53.546	12.667	5	1'53.913	14.646	5	1'53.767	17.261
25	1'54.338	14.869	72	1'53.773	16.106	72	1'53.354	17.803
88	1'53.803	15.375	37	1'53.884	16.674	42	1'54.971	19.795
21	1'53.643	16.730	88	1'53.401	17.579	88	1'53.811	19.843
30	1'54.015	17.581	21	1'54.413	20.036	37	1'54.320	20.324
43	1'54.744	29.725	30	1'54.156	20.818	21	1'53.802	22.889
10	1'54.726	29.889	25	1'56.032	20.843	30	1'54.077	24.002

Lap 14

1	1'52.793	
33	1'52.805	0.951
89	1'53.260	2.121
93	1'53.309	2.749
31	1'54.160	3.182
73	1'53.353	3.417
23	1'53.163	3.755
49	1'53.357	4.964
41	1'53.340	5.327
12	1'53.231	7.295
20	1'53.751	12.109
36	1'53.739	12.238
42	1'53.799	12.742
5	1'53.859	12.965
37	1'54.414	13.946
72	1'54.195	14.069
25	1'54.390	16.466
88	1'53.990	16.572
21	1'53.660	17.597
30	1'53.930	18.718
43	1'54.556	31.488
10	1'54.545	31.641

Lap 15

1	1'53.051	
33	1'53.052	0.952
89	1'53.075	2.145
93	1'52.983	2.681
73	1'53.451	3.817
31	1'53.770	3.901
23	1'53.286	3.990
49	1'53.514	5.427
41	1'53.692	5.968
12	1'53.362	7.606
36	1'53.688	12.875
20	1'54.097	13.155
42	1'53.776	13.467
5	1'53.876	13.790
72	1'54.372	15.390
37	1'54.952	15.847
88	1'53.714	17.235
25	1'54.453	17.868
21	1'54.134	18.680
30	1'54.052	19.719
43	1'54.303	32.740
10	1'54.338	32.928

Lap 16

1	1'53.057	
33	1'53.148	1.043
89	1'53.044	2.132
93	1'53.032	2.656
73	1'53.226	3.986
23	1'53.303	4.236
31	1'54.401	5.245
49	1'53.296	5.666

Lap 17

1	1'53.137	
33	1'53.200	1.106
89	1'53.052	2.047
93	1'52.965	2.484
73	1'53.250	4.099
23	1'53.435	4.534
31	1'53.819	5.927
49	1'53.579	6.108
41	1'53.353	6.455
12	1'53.824	8.510
36	1'54.227	14.927
20	1'53.976	15.024
42	1'54.233	15.549
5	1'54.171	15.680
72	1'53.342	16.311
37	1'54.012	17.549
88	1'53.749	18.191
21	1'54.125	21.024
30	1'54.177	21.858
43	1'54.558	35.545
10	1'54.691	35.731
25	2'10.931	38.637

Lap 18

1	1'53.100	
33	1'52.959	0.965
89	1'53.082	2.029
93	1'52.895	2.279
73	1'53.151	4.150
23	1'53.175	4.609
31	1'53.938	6.765
49	1'53.877	6.885
41	1'53.778	7.133
12	1'54.074	9.484
36	1'53.938	15.765
20	1'53.992	15.916
5	1'53.807	16.387
72	1'54.131	17.342
42	1'55.268	17.717
37	1'54.448	18.897
88	1'53.834	18.925
21	1'54.056	21.980
30	1'54.060	22.818
10	1'54.772	37.403
43	1'55.124	37.569

Lap 19

1	1'52.893	
33	1'53.032	1.104
89	1'53.020	2.156
93	1'53.150	2.536
73	1'53.665	4.922
23	1'53.342	5.058
49	1'53.990	7.982

Lap 20

1	1'53.153	
33	1'53.559	1.510
89	1'52.742	1.745
93	1'53.420	2.803
23	1'53.448	5.353
73	1'54.314	6.083
49	1'53.585	8.414
41	1'54.399	9.751
31	1'54.828	9.975
12	1'54.311	11.673
20	1'53.607	17.492
36	1'53.962	17.808
5	1'53.778	17.886
72	1'53.874	18.524
88	1'53.571	20.261
37	1'54.805	21.976
42	1'55.433	22.075
21	1'54.063	23.799
30	1'54.081	24.930
10	1'54.866	40.594
43	1'54.645	40.852

Lap 21

1	1'53.327	
33	1'53.146	1.329
89	1'53.515	1.933
93	1'53.953	3.429
23	1'53.127	5.153
73	1'54.035	6.791
49	1'54.074	9.161
41	1'54.818	11.242
31	1'54.947	11.595
12	1'54.851	13.197
20	1'53.536	17.701
5	1'53.516	18.075
36	1'53.956	18.437
72	1'53.997	19.194
88	1'53.783	20.717
42	1'55.345	24.093
37	1'55.457	24.106
21	1'54.169	24.641
30	1'53.953	25.556
10	1'55.155	42.422
43	1'55.236	42.761

 Lapped rider

These data/results cannot be reproduced, stored and/or transmitted in whole or in part by any manner of electronic, mechanical, photocopying, recording, broadcasting or otherwise now known or herein after developed without the previous express consent by the copyright owner, except for reproduction in daily press and regular printed publications on sale to the public within 60 days of the event related to those data/results and always provided that copyright symbol appears together as follows below.

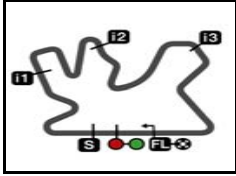
© DORNA, 2024

Official MotoGP Timing by **TISSOT**
www.motogp.com

Doha, Sunday, March 10, 2024

Page 2 of 2





5380 m.

QATAR AIRWAYS GRAND PRIX OF QATAR

MotoGP™

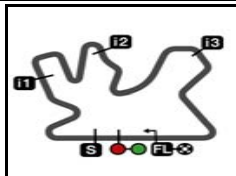
2024 Rookie of the Year Classification

36

Rider	Points	Leader	Prev	QAT	POR	AME	SPA	FRA	CAT	ITA	KAZ	NED	GER	GBR	AUT	ARA	RSM	IND	INA	JPN	AUS	THA	MAL	VAL	
1 ACOSTA Pedro [SPA]	9			9 2 7																					

These data/results cannot be reproduced, stored and/or transmitted in whole or in part by any manner of electronic, mechanical, photocopying, recording, broadcasting or otherwise now known or herein after developed without the previous express consent by the copyright owner, except for reproduction in daily press and regular printed publications on sale to the public within 60 days of the event related to those data/results and always provided that copyright symbol appears together as follows below.
© DORNA, 2024





5380 m.

QATAR AIRWAYS GRAND PRIX OF QATAR

MotoGP™

2024 Independent Team Classification

36

Rider	Points	Leader	Prev	QAT	POR	AME	SPA	FRA	CAT	ITA	KAZ	NED	GER	GBR	AUT	ARA	RSM	IND	INA	JPN	AUS	THA	MAL	VAL	
1 MARTIN Jorge [SPA]	28			28 12 16																					
2 MARQUEZ Marc [SPA]	18	10	10	18 5 13																					
3 MARQUEZ Alex [SPA]	13	15	5	13 3 10																					
4 DI GIANNANTONIO Fabio [ITA]	9	19	4	9 - 9																					
5 ACOSTA Pedro [SPA]	9	19	0	9 2 7																					
6 ZARCO Johann [FRA]	4	24	5	4 - 4																					
7 BEZZECCHI Marco [ITA]	2	26	2	2 - 2																					
8 OLIVEIRA Miguel [POR]	1	27	1	1 - 1																					

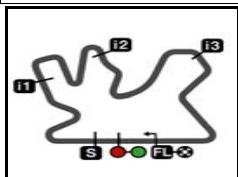
Team	Points	Leader	Previous	QAT	POR	AME	SPA	FRA	CAT	ITA	KAZ	NED	GER	GBR	AUT	ARA	RSM	IND	INA	JPN	AUS	THA	MAL	VAL	
1 GRESINI RACING MOTOGP	31			31																					
2 PRIMA PRAMAC RACING	28	3	3	28																					
3 PERTAMINA ENDURO VR46 RACING TE	11	20	17	11																					
4 RED BULL GASGAS TECH3	9	22	2	9																					
5 LCR HONDA	4	27	5	4																					
6 TRACKHOUSE RACING	1	30	3	1																					

These data/results cannot be reproduced, stored and/or transmitted in whole or in part by any manner of electronic, mechanical, photocopying, recording, broadcasting or otherwise now known or herein after developed without the previous express consent by the copyright owner, except for reproduction in daily press and regular printed publications on sale to the public within 60 days of the event related to those data/results and always provided that copyright symbol appears together as follows below.
© DORNA, 2024

Official MotoGP Timing by 
www.motogp.com



Doha, Sunday, March 10, 2024



5380 m.

After the **QATAR AIRWAYS GRAND PRIX OF QATAR**

2024 Riders Performance

(Qualifying Position / Sprint Starting Position - Sprint Position / Race Starting Position - Race Position)

37

Rider	Points	QAT	POR	AME	SPA	FRA	CAT	ITA	KAZ	NED	GER	GBR	AUT	ARA	RSM	IND	INA	JPN	AUS	THA	MAL		
1 BAGNAIA Francesco	31	5																					
		5-4																					
		5-1																					
2 BINDER Brad	29	4																					
		4-2																					
		4-2																					
3 MARTIN Jorge	28	1																					
		1-1																					
		1-3																					
4 MARQUEZ Marc	18	6																					
		6-5																					
		6-4																					
5 BASTIANINI Enea	15	3																					
		3-6																					
		3-5																					
6 ESPARGARO Aleix	15	2																					
		2-3																					
		2-8																					
7 MARQUEZ Alex	13	9																					
		9-7																					
		9-6																					
8 DI GIANNANTONIO Fabio	9	7																					
		7-NC																					
		7-7																					
9 ACOSTA Pedro	9	8																					
		8-8																					
		8-9																					

NC=Not classified NL=Not finished first lap NP=Not started race re-start N2=Not finished first lap race re-start EX=Excluded NS=Not Started DS=Disqualified

These data/results cannot be reproduced, stored and/or transmitted in whole or in part by any manner of electronic, mechanical, photocopying, recording, broadcasting or otherwise now known or herein after developed without the previous express consent by the copyright owner, except for reproduction in daily press and regular printed publications on sale to the public within 60 days of the event related to those data/results and always provided that copyright symbol appears together as follows below.
© DORNA, 2024



Rider	Points	QAT	POR	AME	SPA	FRA	CAT	ITA	KAZ	NED	GER	GBR	AUT	ARA	RSM	IND	INA	JPN	AUS	THA	MAL		
10 VIÑALES Maverick	7	10																					
		10-9																					
		10-10																					
11 QUARTARARO Fabio	5	16																					
		16-12																					
		16-11																					
12 ZARCO Johann	4	13																					
		13-16																					
		13-12																					
13 MIR Joan	3	17																					
		17-15																					
		17-13																					
14 BEZZECCHI Marco	2	15																					
		15-11																					
		15-14																					
15 OLIVEIRA Miguel	1	14																					
		14-13																					
		14-15																					
16 RINS Alex	0	20																					
		20-17																					
		20-16																					
17 FERNANDEZ Augusto	0	18																					
		18-18																					
		18-17																					
18 MORBIDELLI Franco	0	22																					
		22-20																					
		22-18																					
19 NAKAGAMI Takaaki	0	19																					
		19-19																					
		19-19																					
20 MARINI Luca	0	21																					
		21-21																					
		21-20																					

NC=Not classified NL=Not finished first lap NP=Not started race re-start N2=Not finished first lap race re-start EX=Excluded NS=Not Started DS=Disqualified

These data/results cannot be reproduced, stored and/or transmitted in whole or in part by any manner of electronic, mechanical, photocopying, recording, broadcasting or otherwise now known or herein after developed without the previous express consent by the copyright owner, except for reproduction in daily press and regular printed publications on sale to the public within 60 days of the event related to those data/results and always provided that copyright symbol appears together as follows below.
© DORNA, 2024

Official MotoGP Timing by **TISSOT**
www.motogp.com



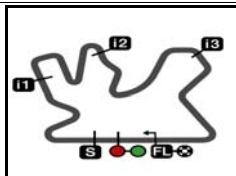
	Rider	<i>Points</i>	QAT	POR	AME	SPA	FRA	CAT	ITA	KAZ	NED	GER	GBR	AUT	ARA	RSM	IND	INA	JPN	AUS	THA	MAL	
21	MILLER Jack	0	11																				
			11-10																				
			11-21																				
22	FERNANDEZ Raul	0	12																				
			12-14																				
			23-NC																				

NC=Not classified NL=Not finished first lap NP=Not started race re-start N2=Not finished first lap race re-start EX=Excluded NS=Not Started DS=Disqualified

These data/results cannot be reproduced, stored and/or transmitted in whole or in part by any manner of electronic, mechanical, photocopying, recording, broadcasting or otherwise now known or herein after developed without the previous express consent by the copyright owner, except for reproduction in daily press and regular printed publications on sale to the public within 60 days of the event related to those data/results and always provided that copyright symbol appears together as follows below.
© DORNA, 2024

Official MotoGP Timing by **TISSOT**
www.motogp.com





QATAR AIRWAYS GRAND PRIX OF QATAR
Official Starting Grid

5380 m.

Race : 21 laps = 112.98 km

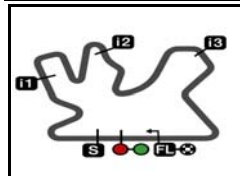


1	1 1'50.789 89 Jorge MARTIN Ducati	2 1'50.872 41 Aleix ESPARGARO Aprilia	3 1'50.875 23 Enea BASTIANINI Ducati
2	4 1'50.913 33 Brad BINDER KTM	5 1'50.928 1 Francesco BAGNAIA Ducati	6 1'50.961 93 Marc MARQUEZ Ducati
3	7 1'51.019 49 Fabio DI GIANNANTONIO Ducati	8 1'51.130 31 Pedro ACOSTA KTM	9 1'51.266 73 Alex MARQUEZ Ducati
4	10 1'51.306 12 Maverick VIÑALES Aprilia	11 1'51.340 43 Jack MILLER KTM	12 1'51.521 25 Raul FERNANDEZ Aprilia
5	13 1'51.537 5 Johann ZARCO Honda	14 1'51.565 88 Miguel OLIVEIRA Aprilia	15 1'51.864 72 Marco BEZZECCHI Ducati
6	16 1'51.918 20 Fabio QUARTARARO Yamaha	17 1'52.026 36 Joan MIR Honda	18 1'52.204 37 Augusto FERNANDEZ KTM
7	19 1'52.228 30 Takaaki NAKAGAMI Honda	20 1'52.327 42 Alex RINS Yamaha	21 1'52.952 10 Luca MARINI Honda
8	22 1'52.980 21 Franco MORBIDELLI Ducati		

FIM MotoGP Stewards long lap penalty for rider #88

The results are provisional until the end of the limit for protest and appeals and until the ratification of the Event Management Committee.
 Time limit for protest expires 60' at the latest after publication of the results - Time:

These data/results cannot be reproduced, stored and/or transmitted in whole or in part by any manner of electronic, mechanical, photocopying, recording, broadcasting or otherwise now known or herein after developed without the previous express consent by the copyright owner, except for reproduction in daily press and regular printed publications on sale to the public within 60 days of the event related to those data/results and always provided that copyright symbol appears together as follows below.
 © DORNA, 2024



5380 m.

QATAR AIRWAYS GRAND PRIX OF QATAR

Race

Top Speed & Average



Rider	Nation	Motorcycle	Top 5 speeds					Average	Top
23 Enea BASTIANINI	ITA	DUCATI	357.6	356.4	356.4	356.4	355.2	356.0	357.6
31 Pedro ACOSTA	SPA	KTM	357.6	356.4	356.4	355.2	355.2	356.2	357.6
12 Maverick VIÑALES	SPA	APRILIA	356.4	352.9	351.7	351.7	350.6	352.7	356.4
33 Brad BINDER	RSA	KTM	356.4	356.4	354.0	352.9	352.9	354.3	356.4
41 Aleix ESPARGARO	SPA	APRILIA	356.4	356.4	355.2	355.2	355.2	355.5	356.4
72 Marco BEZZECCHI	ITA	DUCATI	356.4	356.4	356.4	355.2	355.2	355.9	356.4
93 Marc MARQUEZ	SPA	DUCATI	356.4	355.2	355.2	355.2	355.2	355.4	356.4
10 Luca MARINI	ITA	HONDA	355.2	350.6	350.6	349.5	347.2	349.6	355.2
20 Fabio QUARTARARO	FRA	YAMAHA	355.2	351.7	351.7	351.7	350.6	352.2	355.2
25 Raul FERNANDEZ	SPA	APRILIA	355.2	354.0	354.0	354.0	352.9	353.5	355.2
36 Joan MIR	SPA	HONDA	355.2	355.2	352.9	352.9	352.9	353.7	355.2
49 Fabio DI GIANNANTONIO	ITA	DUCATI	355.2	354.0	354.0	352.9	352.9	353.7	355.2
21 Franco MORBIDELLI	ITA	DUCATI	354.0	351.7	350.6	350.6	350.6	351.2	354.0
37 Augusto FERNANDEZ	SPA	KTM	354.0	354.0	354.0	354.0	352.9	353.8	354.0
42 Alex RINS	SPA	YAMAHA	354.0	354.0	352.9	352.9	351.7	352.6	354.0
88 Miguel OLIVEIRA	POR	APRILIA	354.0	354.0	352.9	352.9	352.9	353.1	354.0
89 Jorge MARTIN	SPA	DUCATI	354.0	354.0	352.9	352.9	351.7	352.3	354.0
5 Johann ZARCO	FRA	HONDA	352.9	351.7	351.7	350.6	350.6	351.2	352.9
43 Jack MILLER	AUS	KTM	351.7	351.7	351.7	350.6	349.5	350.6	351.7
30 Takaaki NAKAGAMI	JPN	HONDA	350.6	349.5	349.5	349.5	349.5	349.7	350.6
73 Alex MARQUEZ	SPA	DUCATI	349.5	349.5	349.5	349.5	348.3	348.7	349.5
1 Francesco BAGNAIA	ITA	DUCATI	347.2	347.2	347.2	347.2	346.1	346.4	347.2

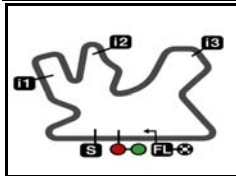
These data/results cannot be reproduced, stored and/or transmitted in whole or in part by any manner of electronic, mechanical, photocopying, recording, broadcasting or otherwise now known or herein after developed without the previous express consent by the copyright owner, except for reproduction in daily press and regular printed publications on sale to the public within 60 days of the event related to those data/results and always provided that copyright symbol appears together as follows below.

© DORNA, 2024

Official MotoGP Timing by TISSOT
www.motogp.com



Doha, Sunday, March 10, 2024




5380 m.

QATAR AIRWAYS GRAND PRIX OF QATAR

Race

Fastest Laps Sequence

Lap	Race Time	 Rider	Nation	Motorcycle	Time	Km/h	Riders's Lap
2	3'48.136	1 Francesco BAGNAIA	ITA	DUCATI	1'53.169	171.1	2
2	3'48.299	33 Brad BINDER	RSA	KTM	1'53.053	171.3	2
2	3'49.122	73 Alex MARQUEZ	SPA	DUCATI	1'52.811	171.6	2
2	3'49.492	31 Pedro ACOSTA	SPA	KTM	1'52.657	171.9	2

These data/results cannot be reproduced, stored and/or transmitted in whole or in part by any manner of electronic, mechanical, photocopying, recording, broadcasting or otherwise now known or herein after developed without the previous express consent by the copyright owner, except for reproduction in daily press and regular printed publications on sale to the public within 60 days of the event related to those data/results and always provided that copyright symbol appears together as follows below.

© DORNA, 2024

Official MotoGP Timing by TISSOT
www.motogp.com



Doha, Sunday, March 10, 2024